


# Tower 6A (3BHK)

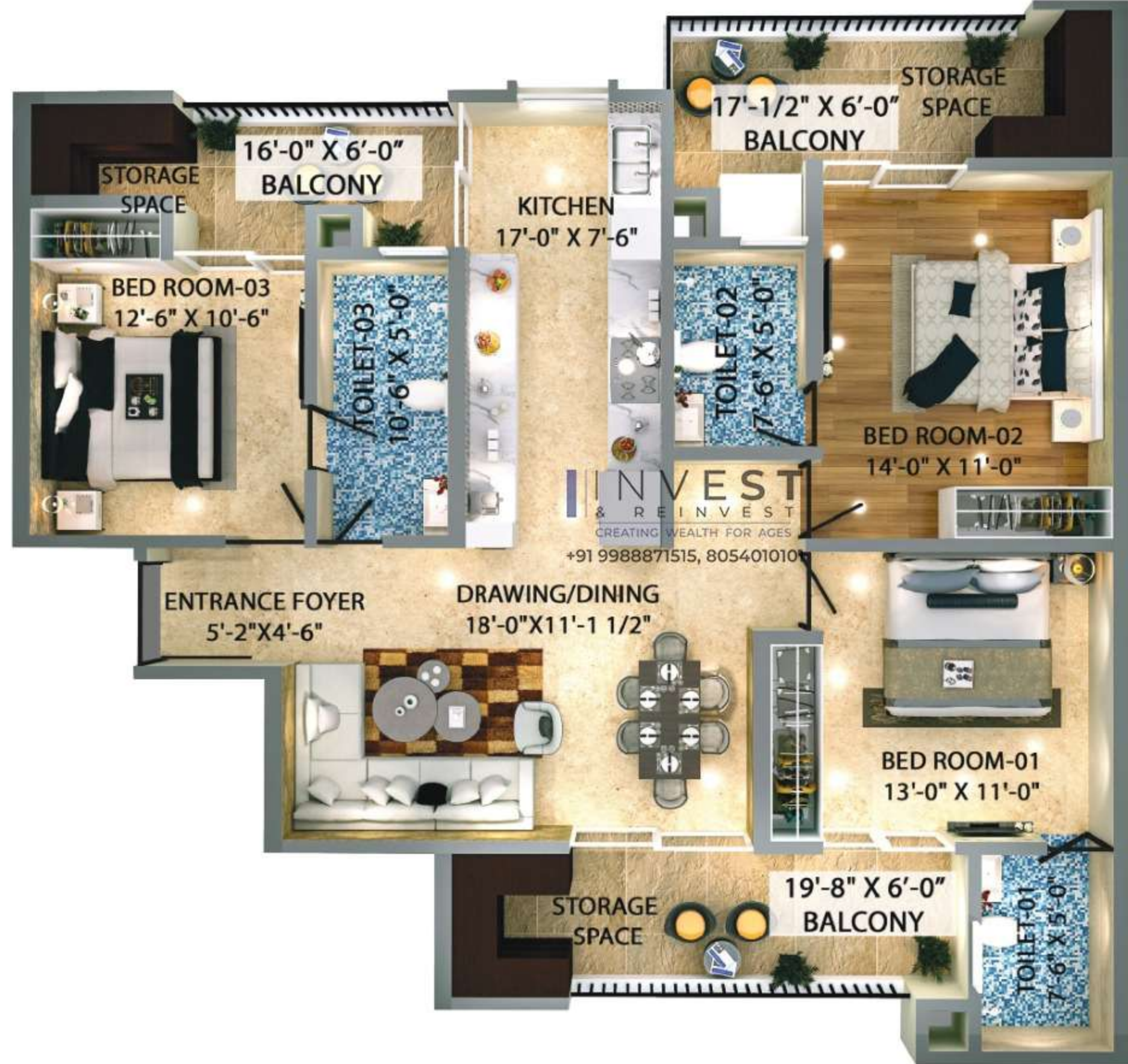




# Tower 6A (3BHK)

Location C  
Size:-

Super area  
1550 sqft +  
car parking



**Disclaimer:** Dimensions are approximate and the furniture, fixtures and interiors items shown inside the layout are not the part of standard fittings and chargeable.





# Tower 5B (3BHK)

Location E  
Size:-

Super area  
1780 sqft +  
car parking



**INVEST**  
& REINVEST  
CREATING WEALTH FOR AGES  
+91 9988871515, 8054010101



**TRISHLA**

WE BUILD TRUST, NOT JUST HOMES

**Disclaimer:** Dimensions are approximate and the furniture, fixtures and interiors items shown inside the layout are not the part of standard fittings and chargeable.



# Tower 6A (3BHK)

Location D  
Size:-

Super area  
1800 sqft +  
car parking



**Disclaimer:** Dimensions are approximate and the furniture, fixtures and interiors items shown inside the layout are not the part of standard fittings and chargeable.

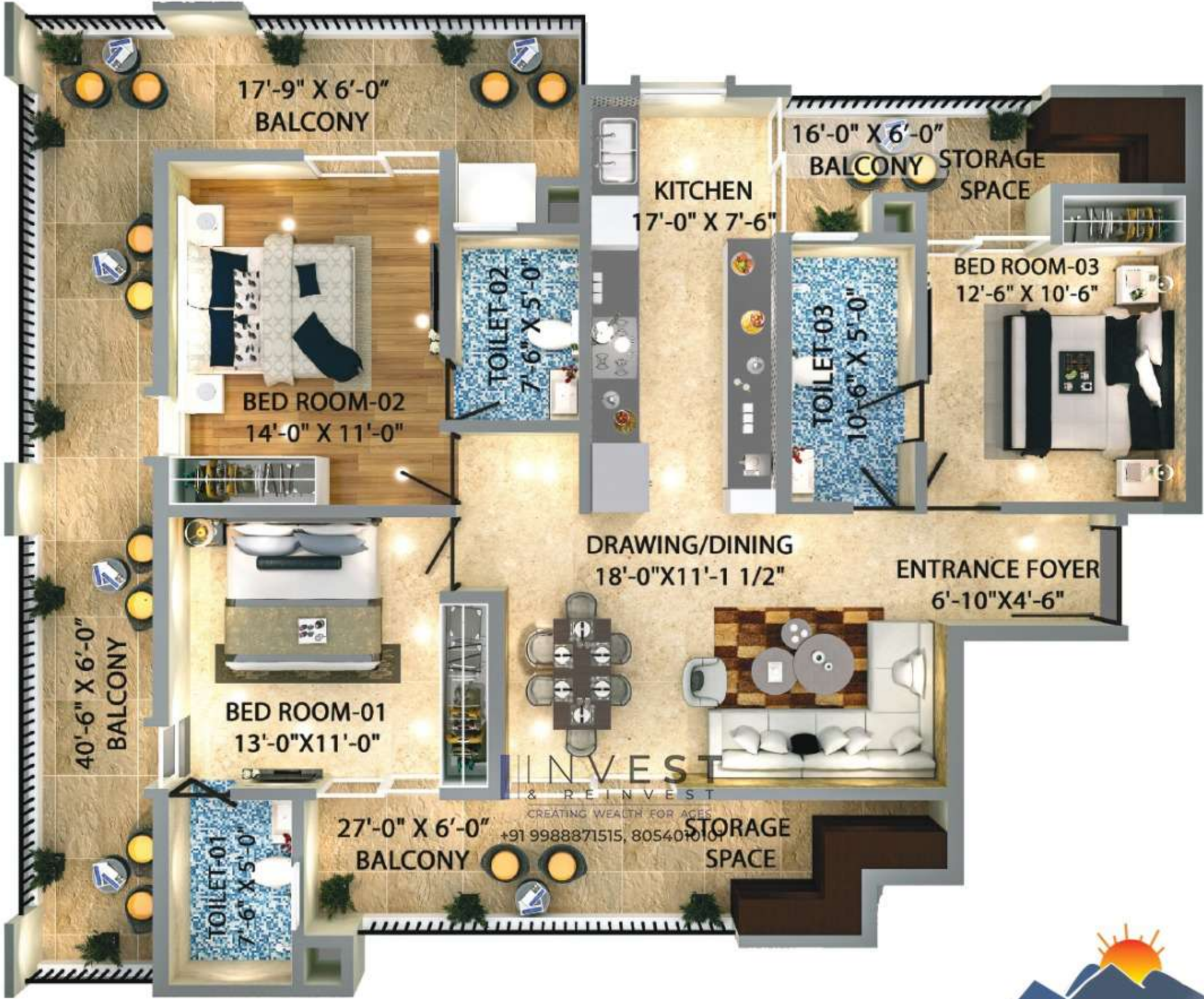




# Tower 6A (3BHK)

Location B  
Size:-

Super area  
1827 sqft +  
car parking



**Disclaimer:** Dimensions are approximate and the furniture, fixtures and interiors items shown inside the layout are not the part of standard fittings and chargeable.





# Tower 5B (3BHK)

Location G  
Size:-

Super area  
1827 sqft +  
car parking



**Disclaimer:** Dimensions are approximate and the furniture, fixtures and interiors items shown inside the layout are not the part of standard fittings and chargeable.



# TRISHLA

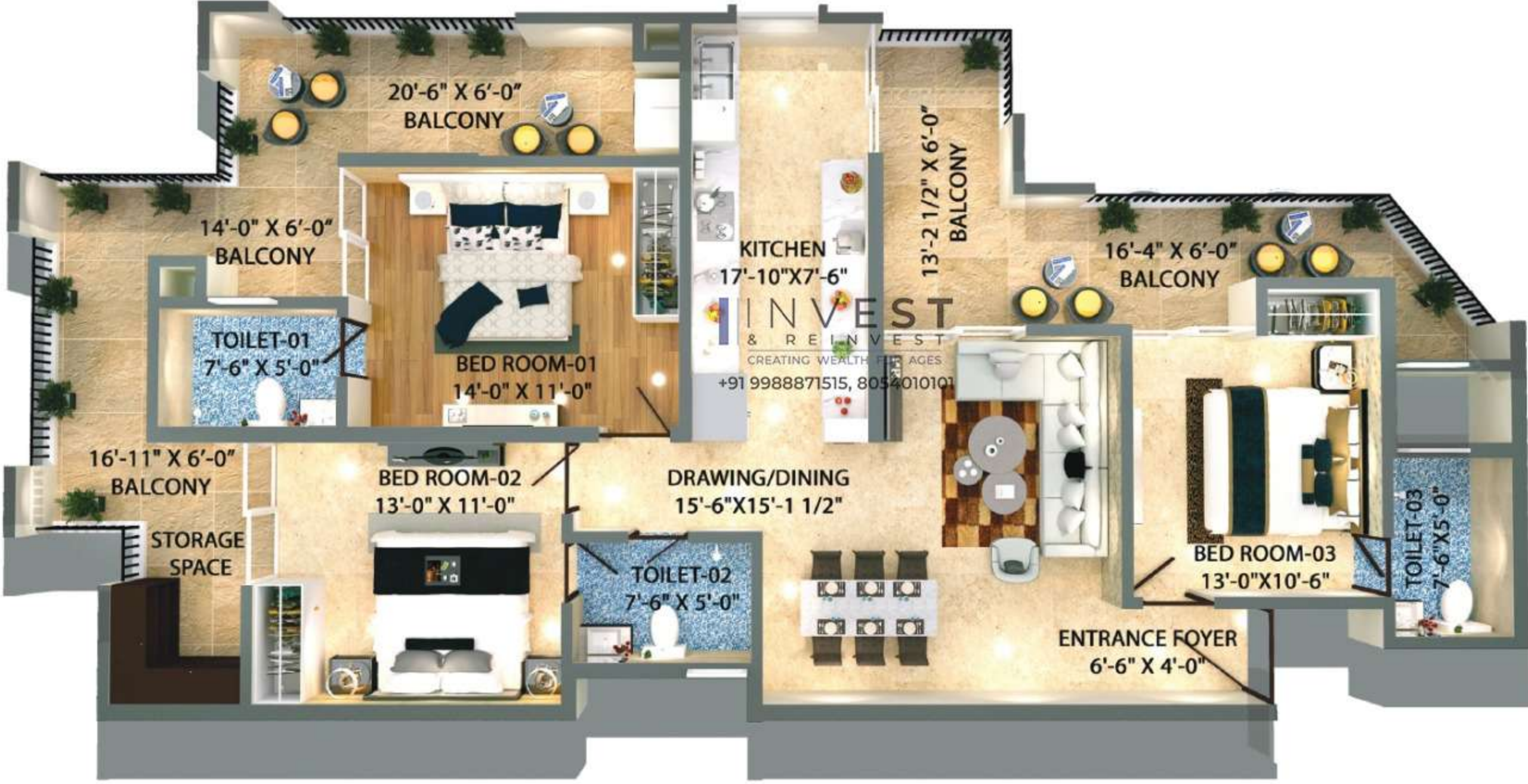
WE BUILD TRUST, NOT JUST HOMES



# Tower 6A (3BHK)

Location A  
Size:-

Super area  
1800 sqft +  
car parking



**Disclaimer:** Dimensions are approximate and the furniture, fixtures and interiors items shown inside the layout are not the part of standard fittings and chargeable.



# TRISHLA

WE BUILD TRUST, NOT JUST HOMES



# Tower 5B (3BHK)

Location D  
Size:-

Super area  
1827 sqft +  
car parking



**Disclaimer:** Dimensions are approximate and the furniture, fixtures and interiors items shown inside the layout are not the part of standard fittings and chargeable.





# Tower 5A (4BHK)

Location C  
Size:-

Super area  
2320 sqft +  
car parking



**Disclaimer:** Dimensions are approximate and the furniture, fixtures and interiors items shown inside the layout are not the part of standard fittings and chargeable.



**INVEST**  
& REINVEST  
CREATING WEALTH FOR AGES  
+91 9988871515, 8054010101



# Tower 5A (4BHK)

Location B  
Size:-

Super area  
2530 sqft +  
car parking



**Disclaimer:** Dimensions are approximate and the furniture, fixtures and interiors items shown inside the layout are not the part of standard fittings and chargeable.



# TRISHLA

WE BUILD TRUST, NOT JUST HOMES